

CLA-24/230V LEAKAGE ALARM

which activates an alarm for leakages of electrically conductive fluids such as water.

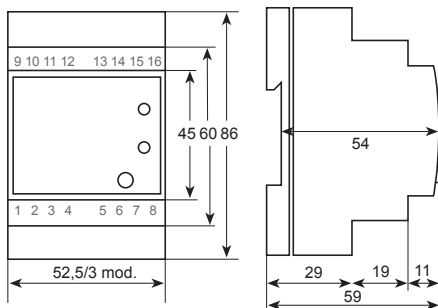


TECHNICAL DATA

Supply voltage:	24V AC/DC or 230V AC
Power consumption:	4 W
Relay outputs:	2x5 A, 250V potential free change-over contacts
Max. sensor tape length:	100 meters
End resistance:	680 kOhm
LED indications	
Normal state, in operation:	Green, steady light
Short circuit in sensor tape:	Green, flashing at 1 Hz
Interruption in sensor tape:	Green, flashing at 1 Hz
Alarm:	Red, steady light
Reset alarm, wet sensor tape:	Red, flashing at 1 Hz
Alarm repeated after 24h:	Red, flashing at 4 Hz
Ambient temperature:	0-50°C
Enclosure material:	ABS
Assembly:	DIN rail, standard enclosure
Weight:	220 gram
Protection:	IP20

DIMENSIONS

(mm)



CHARACTERISTICS

- **Multi-voltage:** Supply voltage 24V AC/DC or 230V AC
- **Adjustable sensitivity**
- **Selectable reset:** auto/manual
- **Alarm repeated after 24 h when manually reset**
- **2 alarm relays (energized in no-alarm condition)**

FUNCTION

CLA measures the resistance in a sensor tape (CLA-ST) which consists of 2 conductors weaved into a textile strip with an end resistance of 680 kOhm at the farthest end. The resistance changes when water comes into contact with the textile strip and the CLA activates an alarm.

The CLA relays activate alarms and the green LED flashes at 1 Hz when there is an interruption or short circuit in the sensor tape.

The sensor tape can be up to 100 metres long.

Two functions can be selected via the digital input DI:

Digital input (DI) open

Automatic Reset and optional manual Reset of alarm relays:

The alarm automatically resets when the sensor tape has dried. Press Reset to reset the relays before the sensor tape dries. The red LED flashes at 1 Hz until the sensor tape has dried. The LED then switches off. CLA is then reset to normal state.

Digital input (DI) short-circuited

Manual Reset with 24 hour alarm repetition:

Alarms activated on the CLA must be reset manually either via pressing Reset or by interrupting the supply voltage. Pressing Reset resets the relays and the red LED flashes at 1 Hz if the sensor tape still is wet. If the sensor tape is still wet 24 hours after Reset is pressed, then the alarm relays are re-activated and the red LED flashes at 4 Hz. If the sensor tape has dried within 24 hours after Reset is pressed, the Red LED switches off and CLA is reset to the normal state.

SENSITIVITY SETTING

Some applications could require different alarm sensitivity. The CLA has an adjustable sensitivity setting: low, middle and high. For settings, please refer to the installation instructions supplied with the product. CLA is delivered pre-set with low sensitivity.

USE

Monitoring of electrically conductive fluid leakage, such as water. Application example: computer centres, archives, lofts, floor/ceiling structures.

MAINTENANCE

CLA is maintenance free.

CLA-24/230V LEAKAGE ALARM

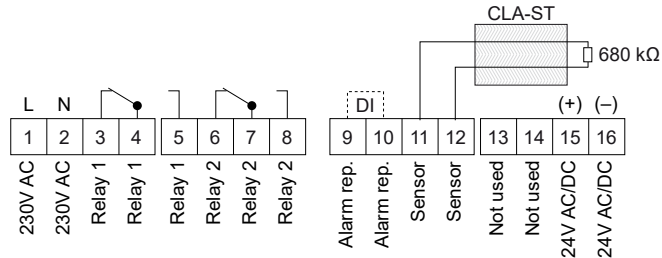
which activates an alarm for leakages of electrically conductive fluids such as water.



MOUNTING

CLA is fitted to a DIN rail and adapted to ingress protection standards. The sensor tape is installed at the lowest point at the monitoring site.

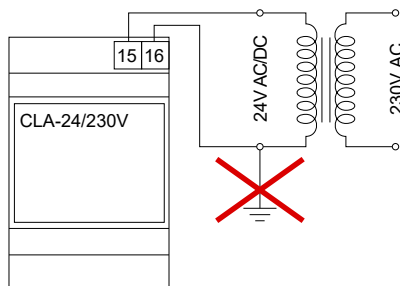
WIRING DIAGRAM



The relay outputs are shown in alarm/no power on condition. Max 5A, 250V

POWER SUPPLY

Note: When CLA is powered by 24V AC/DC (via transformer), the transformer's secondary coil must not be connected to ground.



ORDERING EXAMPLE

Item code	Designation
CLA-24/230V	Leakage alarm 24V AC/DC or 230V AC

ACCESSORIES

Item code	Designation
CLA-ST	Moisture sensor tape, sold by the metre
ETUK-1	IP54 enclosure for CLA-24/230V
PL600	Glue for moisture sensor tape